


Eolis HC



EOLIS HC is a reflective insulation product with vapour control function for use on the warm side of thermal elements, behind the internal finish.

Using Actis's new patented Triplex technology, the unique structure of **Eolis HC** is made up of several oval-shaped cavities, enclosed between several reflective films, providing an exceptional thermal performance and a durable insulation suitable for all climatic conditions. The fibres in the cells of the product trap air to improve thermal performance while limiting thickness.

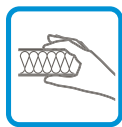
Fire safety precautions and limitations of use apply to **Eolis HC** products. Please refer to product installation guidelines, fire safety information document and Building Regulation and industry guidance.



VAPOUR BARRIER



WITH 2 AIR VOIDS, HHF



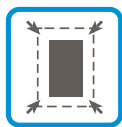
135MM



AIRTIGHT



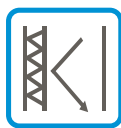
LIGHTWEIGHT



SPACE SAVING



DUAL PERFORMANCE



HIGH PERFORMANCE AIR GAP

PROPERTY	TEST METHOD	DECLARED VALUE
Thickness	EN 823 @3Pa load	135mm +/- 5mm
Compressed product thickness	EN 823 @20kPa load	7mm
Weight	EN 1602	8.5 kg/m³
Length	EN 822	8m
Width (triplex + lap)		1.5m + 0.1m
DECLARED THERMAL PERFORMANCE		
Core thermal resistance	EN 16012	4.35m²K/W
Thermal resistance of product + 2 air cavities*		horizontal heat flow 5.67m²K/W
Thermal resistance of compressed product		0.25m²K/W
Declared emissivity (inner/outer)		0.05 / 0.10
TENSILE STRENGTH		
Longitudinal direction	EN 12311-2 & EN 13859-1 Annex C	>250 N/50mm
Transversal direction		>150 N/50mm
RESISTANCE TO TEARING, NAIL SHANK		
Longitudinal direction	EN12310-1 & EN 13589-1 Annex B	>150 N
Transversal direction		>150 N
PEEL STRENGTH OF TAPE	EN 11339	>20 N
WATER VAPOUR TRANSMISSION		
Diffusion eq. air layer thickness (Sd)	EN 1931	>120m
Vapour resistance (Z)		>600MN/g
WATERTIGHTNESS	EN 13859-1	Watertight
AIR PERMEABILITY	EN 12114	Airtight
REACTION TO FIRE	EN 13501-1	Class F
DURABILITY	EN 13984	Test successful
HEAT CAPACITY		1580 J/kg.K
VOC EMISSIONS TO INDOOR AIR		BREEAM exemplary level

*Calculated to BS EN 6946 with air gap of 20mm, horizontal heat flow.



22
EN 13984 : 2013